

Individual design poles

selux

Design poles for special places

For more than 70 years, we have been asking ourselves how to light places. How can we create safety, well-being and beauty with light? What should a product look like? What effect do our products have as objects in public spaces during the day? Nature provides us with answers to these questions. In nature, everything is in balance. Everything complements itself. Nothing dominates in the long term. Nature does not know monoculture. Nothing is fashionable – everything that does not make sense disappears.

For us, timelessness is the best form of sustainability. We want to create products that we will still find beautiful in the decades to come and that will function perfectly. Products that fit in and form a symbiosis with their surroundings. Our aim is to ensure that light, luminaires and the environment are in harmony with each other to create natural places with a unique atmosphere. With our design poles, we want to inspire landscape architects and designers to bring even more beauty and safety to the outdoor space, in harmony with nature.

Organic

No. 1–5

10

Structural

No. 1–6

16

Ornamental

No. 1–4

24

 Standard poles

Olivio Wood

30

Steel poles

32

In a corner of the universe, a star is spinning. A star that means everything to us because it is our home. It is a place of exceptional beauty, diversity and exuberant nature, of which we are a part. It is a mistake for us to go against nature in the pursuit of short-term interests, for how much more rewarding, how much more beautiful it is to do as nature does and strive for perfection. Nothing in nature is out of place, no stone in the wrong position: nature itself, however it appears, is necessarily beautiful.

This beauty draws us in and is where we relax and feel at home. Places that have grown over centuries, old cultural landscapes or Italian hillside villages fill us with joy. We feel at home where everything has its place: in the park, by the lake, in the open countryside. Yet we have designed cities according to the needs of cars and shopping centres according to the scale of maximum profit. We have concreted over entire landscapes indulging man and his nature. It is time to correct this. Back to nature does not mean sacrifice but profit because the beauty of nature is purposeful, sustainable and therefore economic.

We live in a time where completely different places start to look the same. It's the same logic which is indiscriminately at work here: the logic of the quick and cheap, of the arbitrary. The result is separation, nature is locked out, the short-term goal is the measure for everything. As a consequence, beauty expires because it is more than the sum of its parts. If you replace one of them carelessly, then the calculation no longer works and we lose our home. We only feel good if everything is right, if the individual elements of our surroundings harmoniously intertwine. We feel good because we are allowed to be human, because our environment complements us.

Nature and urbanity are only opposites where we have generated them with glass, concrete and asphalt. »The world is a process of our thinking,« wrote Einstein, who added: »It cannot be changed without changing our thinking.« The fact that it can be done differently by thinking differently is shown for example with the Bosco Verticale in Milan, a vertical forest with 900 trees rooted in the facades





of two high-rise buildings. It was created by the architect Stefano Boeri with ecological and aesthetic density – decades after Hundertwasser had planted a »tree tenant« on the first floor of a rented flat in Alserbachstrasse in Vienna. The tree grew along the window and amazed passers-by. The visionary later outlined his programme with the phrase: »Roofs must become forests and streets must become green valleys.« Hundertwasser tackled the urban landscape with bright colours and round shapes like exclamation marks. But you need whole sentences to do the same thing with nature because the design vocabulary of nature is extremely complex but not striking. Its beauty unfolds in its structure, rhythm and repetition.

Beauty always involves functionality: nature doesn't know superfluousness. Even the splendour of a flower serves a purpose and appears sublimely beautiful because of this: nothing can be left out or added. Besides form, material and appearance, it needs another quality for us to feel something is beautiful: time. Beauty must prove itself. Only something that stands the test of time and lasts decades later is truly beautiful. In order to preserve it, it is necessary to think in cycles

and not in short-term trends. Good is what remains, what survives. Beauty is not a short-term effect but only flourishes with sustainability. Something that is sustainable, that holds together, is automatically beautiful. It integrates itself naturally into the respective environment and merges into it. This is why grown structures create well-being and why the permanent brings comfort.

Flora and fauna are the result of an ongoing process of adaptation. Nature is above all practical: anything that doesn't work or is superfluous is devoured by the weather or evolution. What remains is clarity, endurance and renewal. For thousands of years, man has shaped his world: we have cultivated deserts, created cultural landscapes and preserved habitats worth protecting.

It's up to us: what we do, undertake or produce must be permanent and still make sense decades from now. This is how the world will remain a beautiful place for us. We have the technical opportunities, resources and knowledge for this.


Let's get started, let's get on with it!

Natural shape diversity for unique local identities

Public space needs to become more natural again. We want to help architects and landscape designers create subtly layered public spaces that are authentic in form and function. Timeless and inclusive places where people can be themselves. With points of light that help elevate local identities and highlight the distinctiveness of a place. Inspired by the diverse forms of nature, our custom design poles complement architectures, enliven urban spaces and give places a unique character. Let our individual pole shapes inspire you. We would be happy to support you in your project – just contact us.



O
R
G
A
N
I
C



Pole type
Cylindrical-conical steel pole

Configuration
Pole heights from 6 to 12m,
Luminaires mounting lateral,
Positioning on request

Colour
Choice of RAL colours

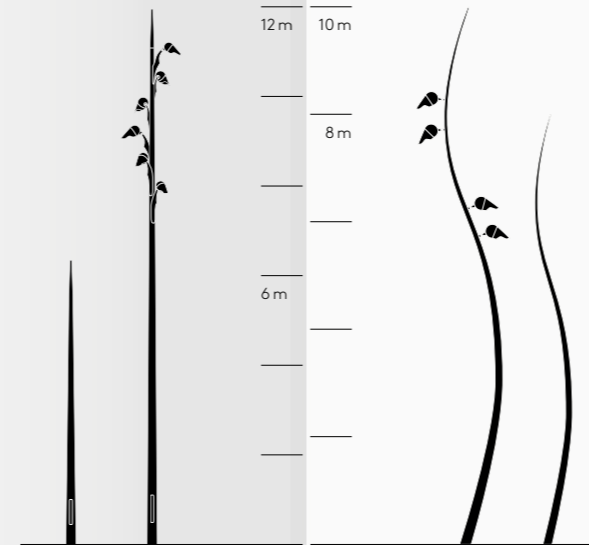
Recommended luminaire heads



Olivio Cap



No. 1



No. 2



Pole type
cylindrical-conical curved steel pole

Configuration
Pole heights from 8 to 10m,
Luminaires mounting lateral,
Positioning on request

Colour
Choice of RAL colours

Recommended luminaire heads



Olivio

Pole type
cylindrical-conical curved steel pole


Configuration
Pole heights 8, 9 and 10m,
Luminaires mounting lateral,
Positioning on request

Colour
Choice of RAL colours

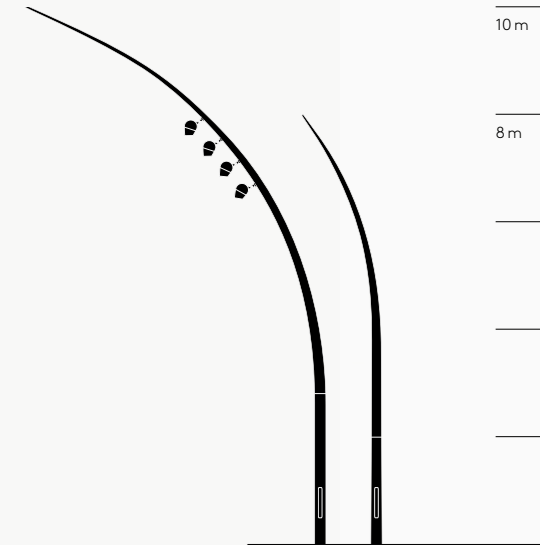
Recommended luminaire heads



Olivio



No. 3



Flowing forms

Natural forms grow organically, move fluidly, adapt to their surroundings. This is what the poles of this design line refer to. The harmonious tapering towards the top makes them appear light, their silhouette can radiate calm, lean towards or even swing. Our light poles are inspired by wind, water, reeds and grasses. They create references to nature and enhance the quality of places.

No. 4



Pole type
Cylindrical-conical
steel pole

Configuration
Pole heights from 6 to 11 m,
Luminaires mounting lateral,
Positioning on request

Colour
Choice of RAL colours

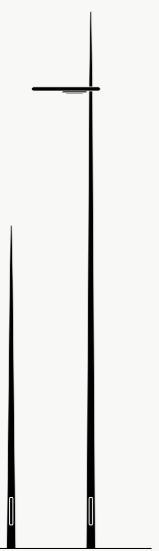
Recommended
luminaire heads



Yloo Lat

11 m

6 m



No. 5



Pole type
Cylindrical-conical bent
steel pole

Configuration
Pole heights 8, 9 and 10 m,
Luminaires mounting lateral,
Positioning on request

Colour
Choice of RAL colours

Recommended
luminaire heads



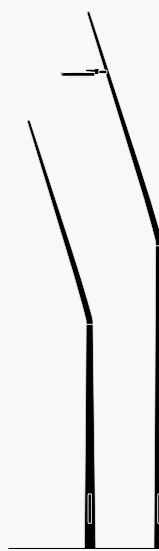
Olivio



Yloo Lat

10 m

8 m



STRUCTURAL
URALL



Setting striking contrasts

Light poles that do not deny their architectural character. With clear, geometric lines, they fit into modern urban contexts – or set a deliberate contrast in historical surroundings. Design with corners and edges sets striking accents, for urban and natural landscapes with a strong identity.

Pole type
Steel pole with square base and rectangular cut-out

Configuration
Heights from 4 to 8m,
Luminaires mounting lateral

Colour
Choice of RAL colours

Recommended luminaire heads

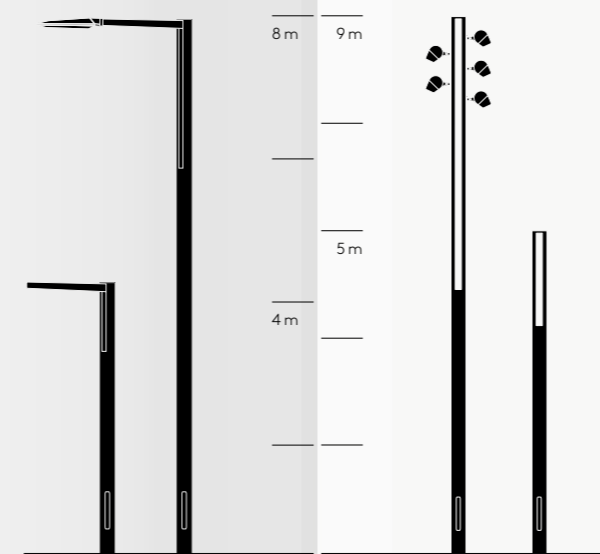


Avanza



Yloo

No. 1



No. 2

Pole type
Steel pole with square base and rectangular cut-out

Configuration
Heights from 5 to 9m,
Luminaires mounting lateral,
Positioning on request

Colour
Choice of RAL colours

Recommended luminaire heads



Olivio



Pole type
Steel pole with round and rectangular cross-section

Configuration
Heights from 6 to 9m,
Luminaires mounting lateral

Colour
Choice of RAL colours

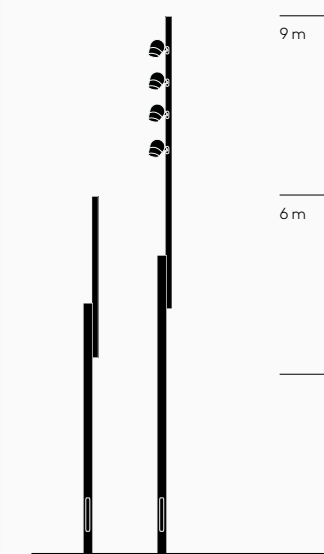
Recommended luminaire heads



Olivio



No. 3



No. 4



Pole type
Cylindrical-conical
steel pole

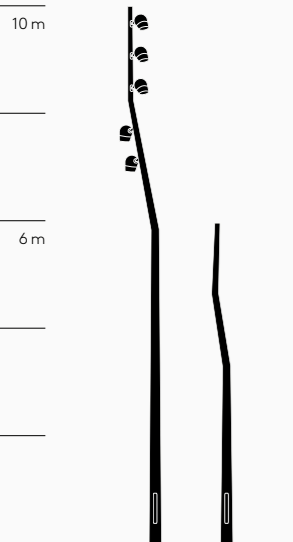
Configuration
Standard heights
from 6 to 10 m,
Luminaires mounting lateral,
Positioning on request

Colour
Choice of RAL colours

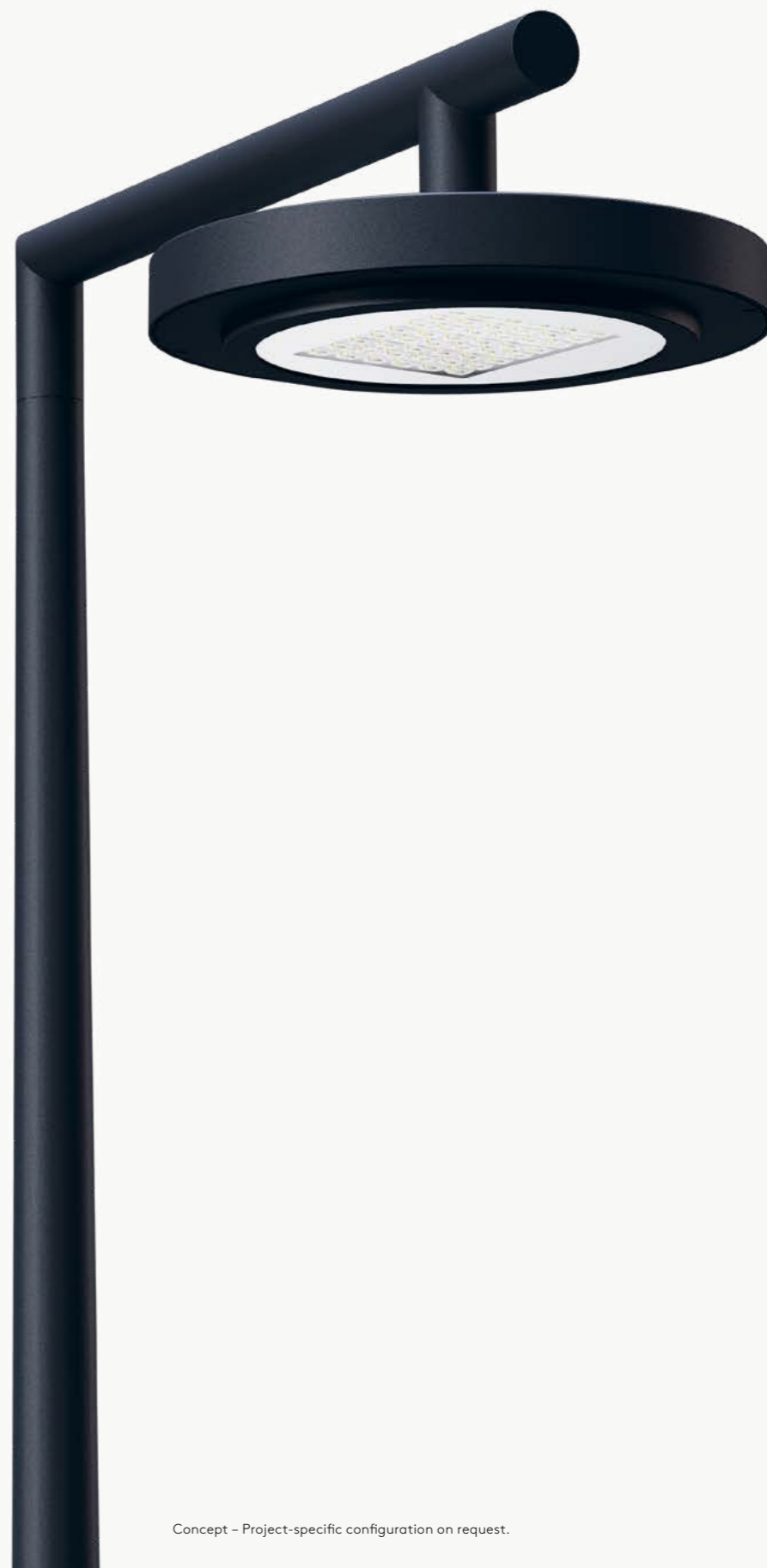
Recommended
luminaire heads



Olivio



No. 5



Pole type
Cylindrical-conical
steel pole

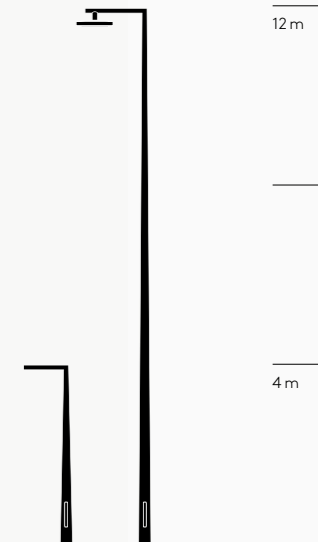
Configuration
Standard heights
from 4 to 12 m,
Luminaires mounting lateral,
Positioning on request

Colour
Choice of RAL colours

Recommended
luminaire heads



Yloo Pendant



No. 6

Pole type
Straight steel pole with
square cross-section

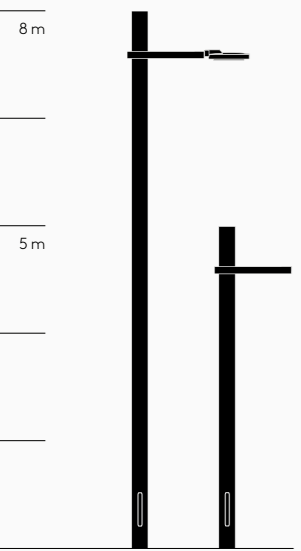
Configuration
Standard heights
from 5 to 8 m,
Luminaire mounting
lateral

Colour
Choice of RAL colours

Recommended
luminaire heads



Yloo



ORNAM
ENTAL



Pole type
Fluoformed aluminium pole

Configuration
Standard heights 3, 5 and 8 m,
Luminaire mounting top

Colour
Choice of RAL colours

Recommended
luminaire heads



Aira Sphere



No. 1

No. 2



Pole type
Fluoformed aluminium pole

Configuration
Standard heights from 4 to
6 m,
Luminaire mounting top

Colour
Choice of RAL colours


Recommended
luminaire heads



Ylao



Trigo



Pole type
Fluoformed aluminium pole

Configuration
Different pole heights,
Luminaire mounting top

Colour
Choice of RAL colours

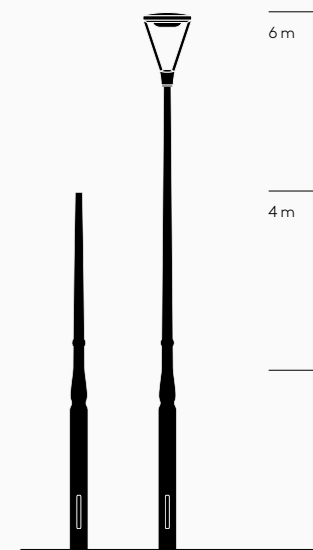
Recommended
luminaire heads



Trigo



No. 3



Classic shapes reinterpreted

Origin creates identity: this design line interprets classic, familiar form elements in a new way. For harmonious cityscapes and design concepts that build a bridge between history and the future. Timelessly elegant and authentic.

No. 4



Pole type
Steel pole with
aluminium head structure,
Pigtail size Ø60 mm

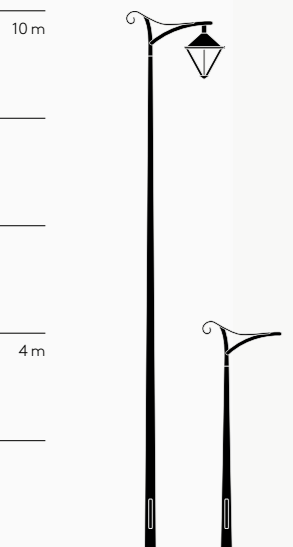
Configuration
Standard heights
from 4 to 10 m,
Pendant luminaire mounting

Colour
Choice of RAL colours

Recommended
luminaire heads



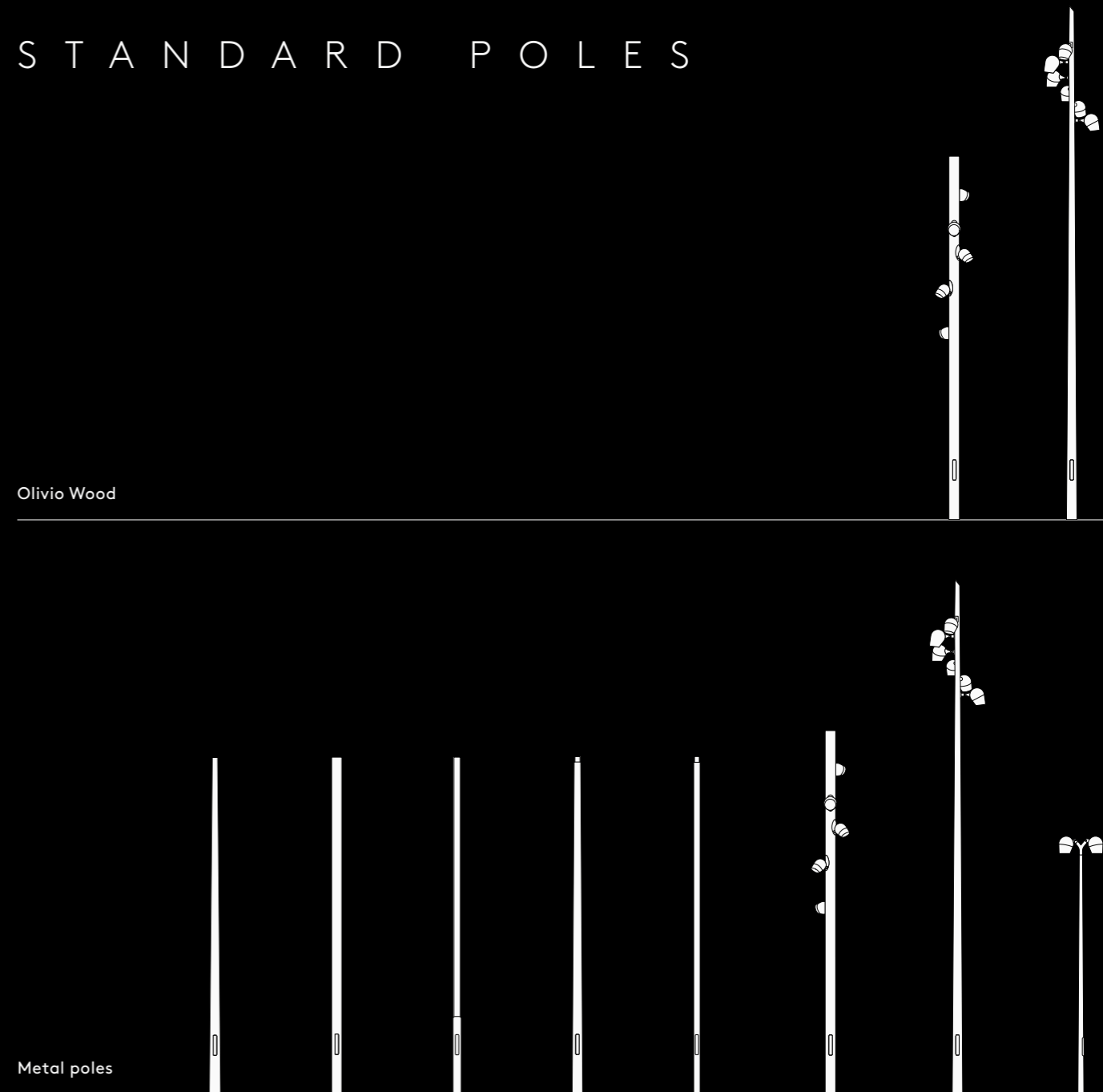
Stylic



STANDARD POLES

Olivio Wood

Metal poles



Recommended
luminaire heads

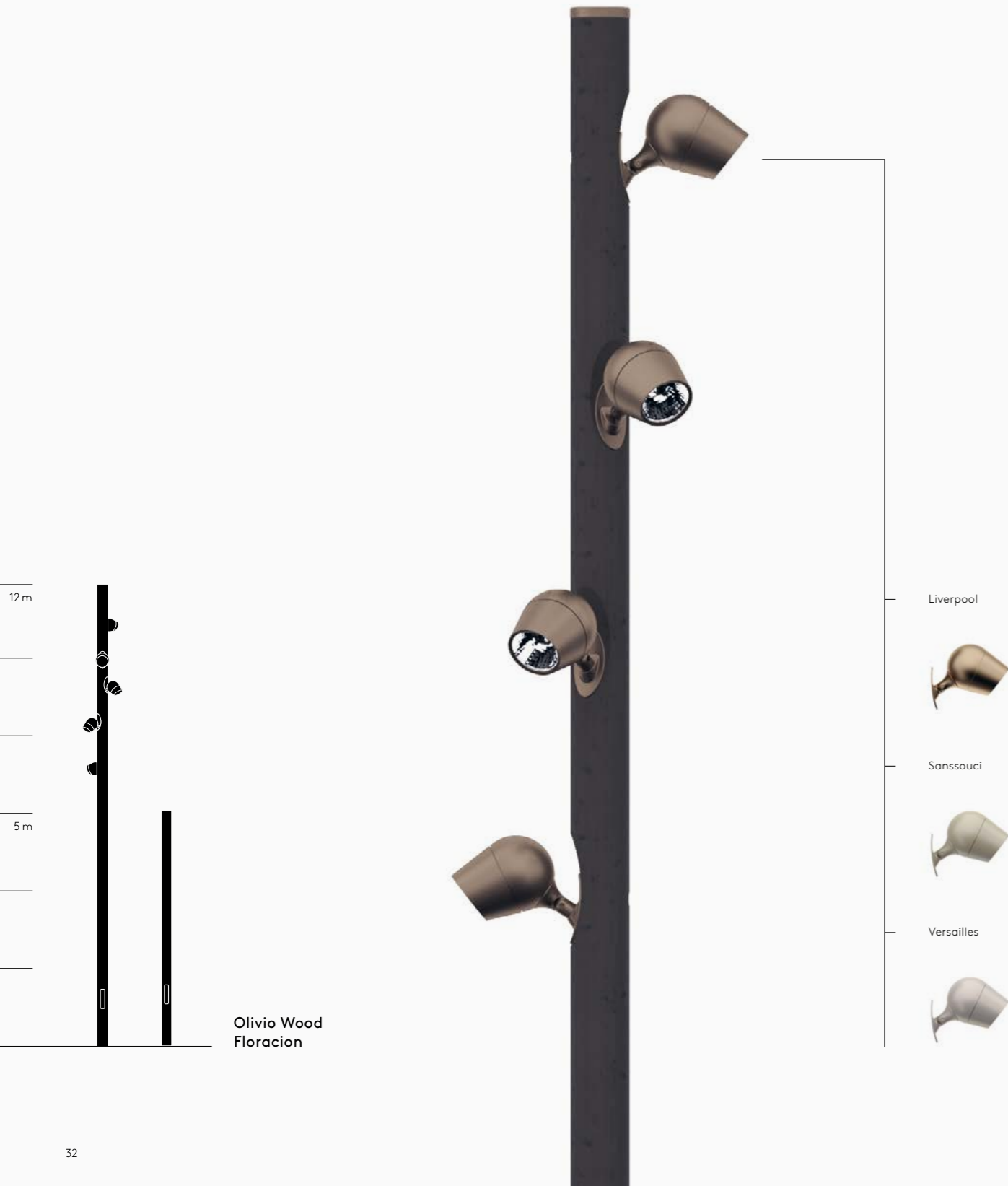


Olivio Wood

For unique feel-good living spaces

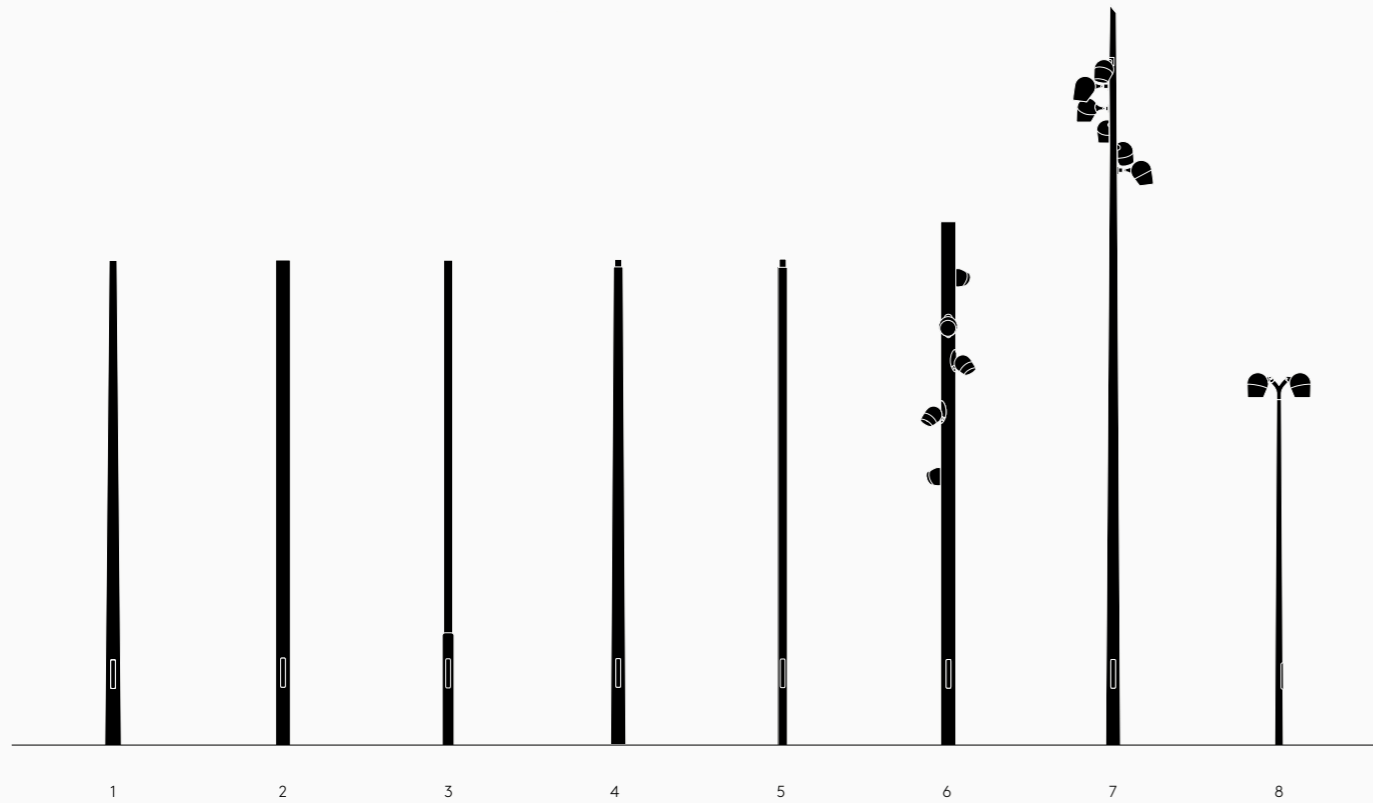
For Olivio Floracion Wood poles we use premium-quality, robust pine wood from sustainable forests. The correct choice of wood is key to attaining optimal technical characteristics. As well as being a sustainable raw material, wood is also durable, moisture-regulating, lightweight and robust at the same time – ideal as a construction material for all types of architecture. A special weather-proof glaze provides

long-term protection for the natural beauty of the material. Six different shades of wood mean Olivio Wood can be coordinated to all architectural contexts – three graduated brown shades for a particularly warm and natural effect and three shades of grey for a neutral look in urban spaces.



Steel poles

All light poles are made of hot-dip galvanised steel with a continuous earth piece and are equipped with a cable entry incl. edge protection and a pole opening with door.



Standard steel poles

1 conical lamp pole, Pigtail Ø76 mm
heights: 3500–10000 mm

2 cylindrical light pole, Pigtail Ø90 mm
heights: 3000–4000 mm

3 cylindrical, dimpled light pole Ø76/114 mm
heights: 3000–6000 mm

4+5 Design poles cylindrical or conical
Dimensions and pigtail dimensions optimally
matched to the respective luminaire type

6 Olivio Floracion pole with colour-contrasting cast
inlays individually configurable, Ø219 mm
heights: 5000–12000 mm
with welded flange plate

7 Olivio Sistema pole for system arms individually
configurable, Ø top 89 mm
heights: 5000–12000 mm
with welded flange plate

8 Olivio Candelabrap pole for mounting from 1–3
luminaire heads
heights: 3500 oder 4500 mm
Screwed onto foundation or piece of earth

*1–5 optionally with welded flange plate or continuous earth piece

Category 1




Selux graphite




Black matt
TIGER 059

Category 2


Grey & black colours




Anthracite grey
RAL 7016



Gris anthracite
RAL 7016



Graphite grey
RAL 7024



Iron grey
RAL 7011

Aluminium



Grey aluminium
RAL 9007



White aluminium
RAL 9006

White



Pure white
RAL 9010



Traffic white
RAL 9016

Colours



Pine green
RAL 6009



Moss green
RAL 6005



Sapphire blue
RAL 5003



Wine red
RAL 3005

Pearl varnishes



Pearled dark grey
DB 703

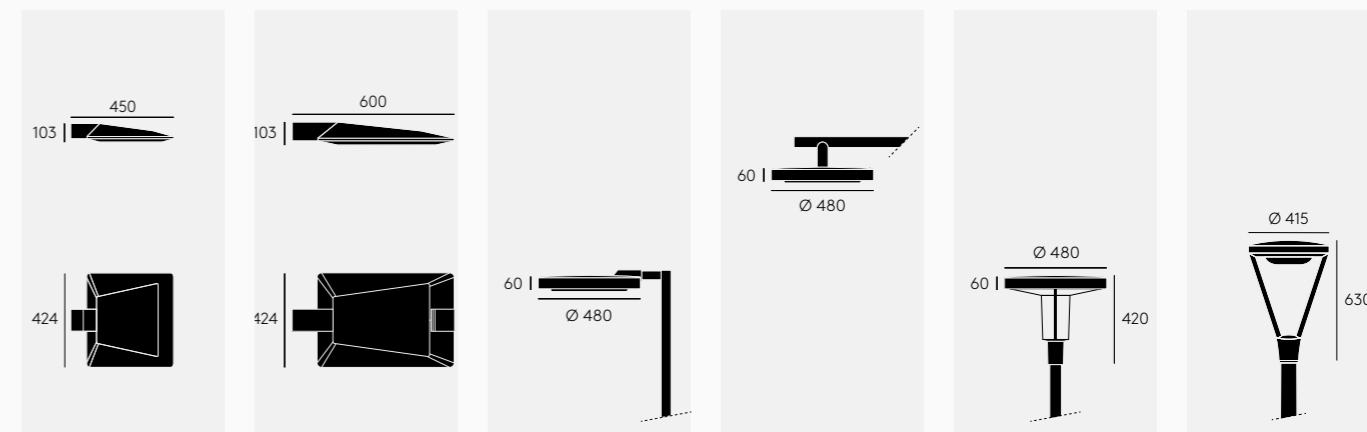
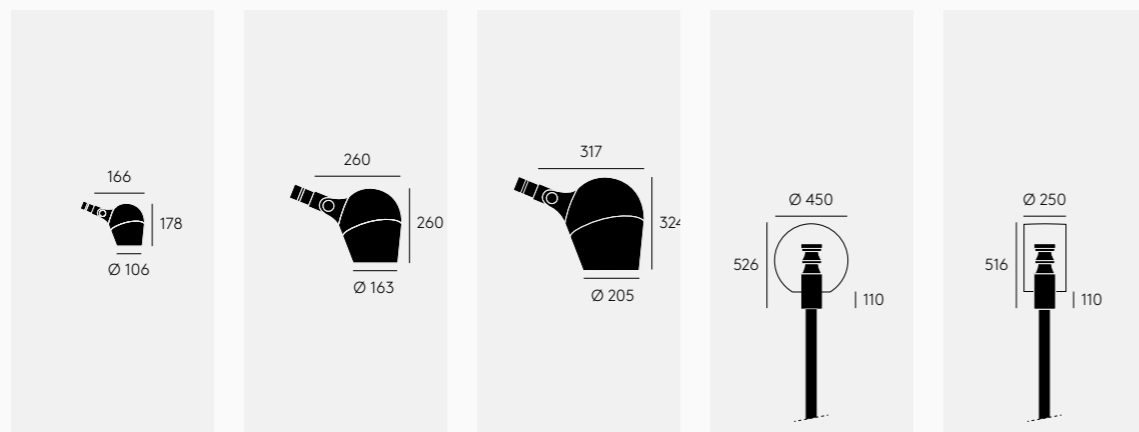


Pearled silver grey
DB 702



White aluminium
Perl DB 701

Couleurs spéciales, revêtement résistant à l'eau de mer et à l'air salin sur demande.
RAL 9005 (noir jais) et RAL 9006 (aluminium blanc) sont au niveau de brillance 30 %
(finition satinée de surface), toutes les autres couleurs RAL sont au niveau de brillance
60 % (finition satinée). Les écarts de couleur et de brillance sont dus à l'impression.



	Olivio			Aira		Avanza		Yloo			Trigo	
Mode	Olivio Piccolo	Olivio Medio	Olivio Grande	Aira Sphere Pole top	Aira Cylinder Pole top	Avanza 450 Lateral	Avanza 600 Lateral	Yloo Lateral	Yloo Pendant	Yloo Pole top	Trigo Pole top	
Light colour	2700K 3000K 4000K RGBW	2700K 3000K 4000K RGBW	2700K 3000K 4000K RGBW	2200K* 2700K 3000K 4000K	2200K* 2700K 3000K 4000K	2700K 3000K 4000K	2700K 3000K 4000K	2200K 2700K 3000K 4000K	2200K 2700K 3000K 4000K	2200K 2700K 3000K 4000K	2700K 3000K 4000K	
Light output (max.)	1800lm	3000lm	4500lm	5400lm – Tritec A 4500lm – Tritec S	5400lm – Tritec A 4500lm – Tritec S	5100lm	10500lm	8000lm	8000lm	6000lm	4500lm	
CRI	≥80	≥80	≥80	≥80 ≥70 at 2200K	≥80 ≥70 at 2200K	≥70 ≥80 at 2700K	≥70 ≥80 at 2700K	≥80	≥80	≥80	≥80	
Light distribution	· asymm. street · narrow · medium · wide	· asymm. street · narrow · medium · wide	· asymm. street · narrow · medium · wide	· asymm. street · asymm. street with pathway* · asymm.* · symm.	· asymm. street · asymm. street with pathway* · asymm.* · symm.	· asymm. street · asymm. street Comfort Optic · asymm.	· asymm. street · asymm. street Comfort Optic · asymm. · pedestrian crossing left · pedestrian crossing right	· asymm. street narrow · asymm. street standard · asymm. street wide · asymm. Flood	· asymm. street narrow · asymm. street standard · asymm. street wide · asymm. Flood	· asymm. street standard · asymm. street narrow · asymm. · symm.	· asymm. street · asymm. · symm.	
Recommended heights	· Sistema up to 8000mm · Floracion up to 8000mm	· Sistema: up to 12000mm · Floracion: up to 12000mm · Candelabra: 3500 and 4500mm	· Sistema: up to 12000mm · Floracion: up to 12000mm · Candelabra: 3500 and 4500mm	3500–5000mm	3500–5000mm	3500–5000mm	5000–8000mm	4000–10000 mm	4000–10000mm	3500–5000mm	3500–4500mm	
Description	· reflector optics · die-cast aluminium · adjustable head joint, 20°–195°, ±180° rotatable · flat safety glass	· reflector optics · die-cast aluminium · adjustable head joint, 20°–195°, ±180° rotatable · flat safety glass	· reflector optics · die-cast aluminium · adjustable head joint, 20°–195°, ±180° rotatable · flat safety glass	· Tritec optics A or S · gold or silver reflector · single or double · die-cast aluminium · clear PMMA diffuser	· Tritec optics A or S · gold or silver reflector · single or double · die-cast aluminium · clear PMMA diffuser	· cross-beam-reflector optics · die-cast aluminium · safety glass	· cross-beam-reflector optics · die-cast aluminium · safety glass	· free-form lens optics · die-cast aluminium · safety glass – anti-reflex coated	· free-form lens optics · die-cast aluminium · safety glass – anti-reflex coated	· free-form lens optics · die-cast aluminium · safety glass – anti-reflex coated	· reflector optics · die-cast aluminium · PMMA diffuser	
Connection	can be combined with Olivio Sistema and Floracion poles and brackets	can be combined with Olivio Sistema, Floracion and Candelabra poles and brackets	can be combined with Olivio Sistema, Floracion and Candelabra poles and brackets	· for pole spigot Ø60mm · for pole spigot Ø76mm	· for pole spigot Ø60mm · for pole spigot Ø76mm	· for bracket spigot Ø60mm · with pole top adapter: for pole spigot Ø60mm for pole spigot Ø76mm	· for bracket spigot Ø60mm · with pole top adapter: for pole spigot Ø60mm for pole spigot Ø76mm	for bracket spigot Ø60mm	for Yloo pole pendant bracket	· for pole spigot Ø60mm · for pole spigot Ø76mm	· for pole spigot Ø60mm	
Controls	· DALI · Fixed setting · HNS · dynamic · AmpDim · CLT	· DALI · Fixed setting · HNS · dynamic · AmpDim · CLT	· DALI · Fixed setting · HNS · dynamic · AmpDim · CLT	· DALI · Fixed setting · HNS · dynamic · AmpDim · CLT · prepared and ready for a wide range of Smart City applications	· DALI · Fixed setting · HNS · dynamic · AmpDim · CLT · prepared and ready for a wide range of Smart City applications	· DALI · Fixed setting · HNS · dynamic · AmpDim · CLT · prepared and ready for a wide range of Smart City applications	· DALI · Fixed setting · HNS · dynamic · AmpDim · CLT · prepared and ready for a wide range of Smart City applications	· DALI · Fixed setting · HNS · dynamic · AmpDim · CLT · prepared and ready for a wide range of Smart City applications	· DALI · Fixwert · HNS · dynamisch · AmpDim · CLT · prepared and ready for a wide range of Smart City applications	· DALI · Fixwert · HNS · dynamisch · AmpDim · CLT · prepared and ready for a wide range of Smart City applications	· DALI · Fixwert · HNS · dynamisch · AmpDim · CLT · prepared and ready for a wide range of Smart City applications	· DALI · Fixed setting · HNS · dynamic · AmpDim · CLT
Labels	· IP67 · Protection Class II, optional I · CE	· IP67 · Protection Class II, optional I · CE	· IP67 · Protection Class II, optional I · CE	· IP65 · IK07 · Protection Class II, optional I · CE	· IP65 · IK08 · Protection Class II, optional I · CE	· IP66 · IK10 · Protection Class II, optional I · CE	· IP66 · IK10 · Protection Class II, optional I · CE	· IP66 · Protection Class II, optional I · CE	· IP66 · Protection Class II, optional I · CE	· IP66 · Protection Class II, optional I · CE	· IP65 · Protection Class II, optional I · CE	

Our individual design poles are technically and aesthetically designed according to your requirements and wishes. Please get in touch with us so that we can create more beautiful and more sustainable outdoor spaces together.

T +49 30 72001-270 E info@selux.de

Contact	Height
_____	_____
Location	Luminare heads (type, quantity)
_____	_____
Lighting application	Color
_____	_____
Prototyp (Organic/Structural/Ornamental)	Special request
_____	_____




Image credits

NASA
Mischa Keijser
André Zsigmondy
Yaron Zimmermann

Design poles

potente&masini

Editor

Selux GmbH
Volkmarstraße 18
12099 Berlin, Germany
www.selux.com

Responsible for content

Selux GmbH
Volkmarstraße 18
12099 Berlin, Germany
www.selux.com

Concept and design

Selux

Printing and production

Königsdruck
Alt-Reinickendorf 28
13407 Berlin

Selux is a registered trademark of the Selux GmbH.

Errors accepted and subject to change due to technical modifications.

For conditions of sale and delivery please refer to www.selux.com

The use of the text and images, even in part, is in breach of copyright without the consent of the Selux GmbH and punishable. This also applies to copies, translations, microfilming and processing with electronic systems.

10066395
English version
2022
Printed in Germany

Every day light moves us to experience the new,
time and time again. We at Selux are convinced
that good light contributes to quality of life.
Our global team with around 450 employees
looks forward to helping you to create exceptional
lighting projects and making our urban spaces
more sustainable and attractive.

www.selux.com